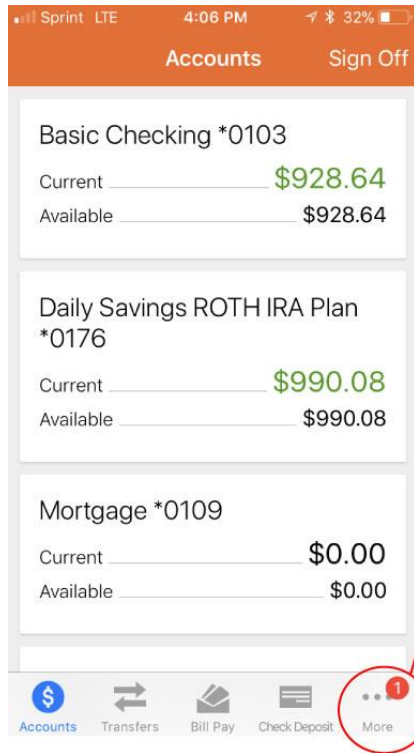




## Alerts and Notifications

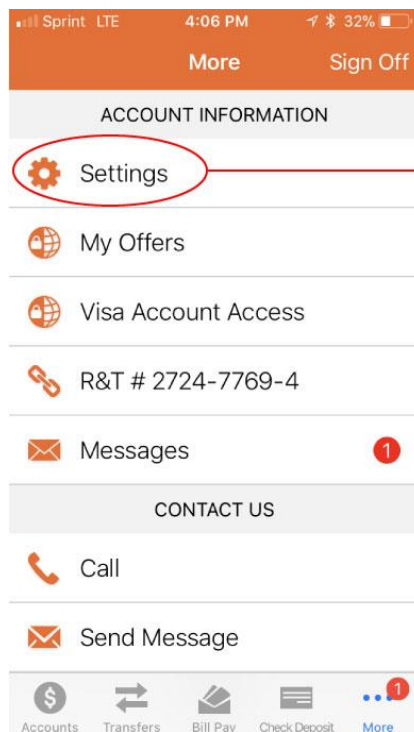
As a measure to protect yourself against fraud, we recommend all members set up alerts on your account. In the event that fraud occurs on your account, these alerts will help you quickly identify that there is a problem. If you notice fraud on your account contact us immediately at 800-321-8570 ext. 200, and notify your local police.

It's easy to set up alerts. To set up alerts from the Zeal Credit Union app, just log in to the app and click the **"More"** option in the lower right corner of the screen.



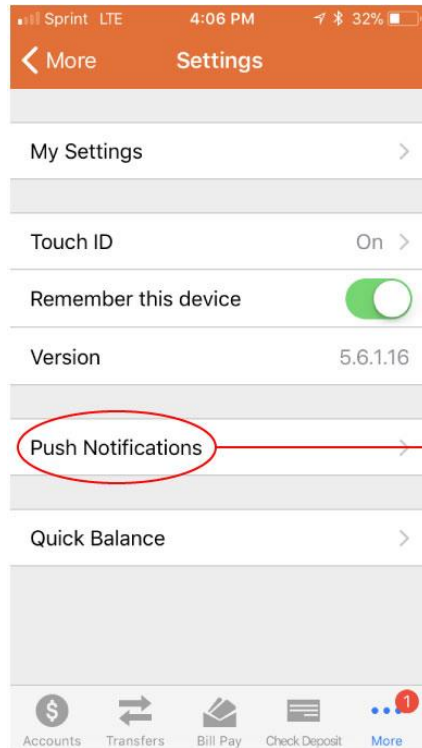
Once you log in to the app, click the **"More"** option in the lower right corner.

Once you click on the **"More"** option you will see the screen below. Click on the **"Settings"** option on this page.



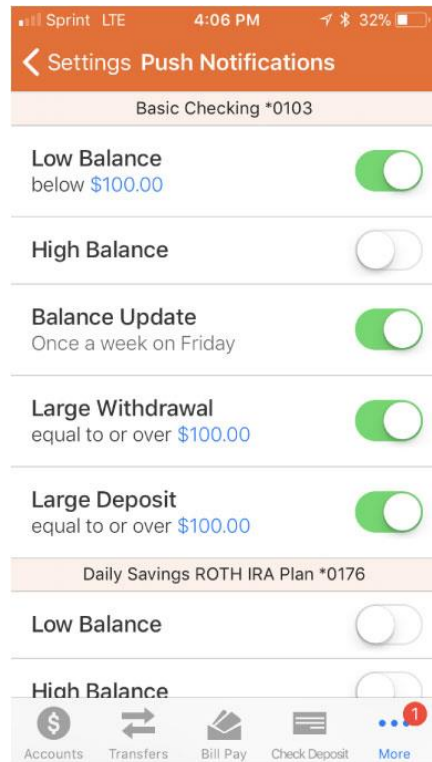
This page will appear once you click the **"More"** link. Click on the **"Settings"** option.

Once you click on the **"Settings"** option you will see the screen below. Click on the **"Push Notifications"** option.



After clicking the **"Settings"** option this page will appear. Click the **"Push Notifications"** option.

After clicking on the **"Push Notifications"** option you will see a list of alerts you can set.



After clicking on **"Push Notifications"** you will see a list of alerts you can set.